

4 Colors | 4 Sizes | 1 Finish

FORGE METALLIC PORCELAIN

NEMO
TILE + STONE



STEEL | ALUMINIUM



ALUMINIUM BRICK MOSAIC



TIN | ALUMINIUM



IRON

NEMO
TILE + STONE

FORGE
METALLIC LOOK PORCELAIN


V3 Variation | Matte Finish

FORGE

Forge expresses the industrial and metropolitan. A fine combination of treated metallic shades represents a precious ally for modern and urban environments. Grease stains, corrosion and oxidation add a lived and consumed character, providing a highly realistic effect in Forge.




Tin



Aluminium



Iron



Steel



STEEL | ALUMINUM


Technical Information

Thickness(mm)	9 mm	Finish	Matte
Water Absorbption	<0.5 %	Breaking Strength	> 350 lbf avg.
Bond Strength	> 100 psi	Frost Resistance	Resistant
Variation Index	V3	Chemical Resistance	Unaffected
DCOF	> 0.42 Wet	Stain Resistance	Unaffected

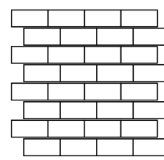
Sizes



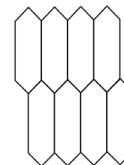
11 3/4" x 23 5/8"



Mosaic 2X2
11 3/4" x 11 3/4"

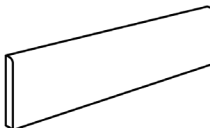


Brick Mosaic 5.9 x .9
11 3/4" x 11 3/4"

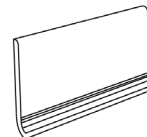


Extend Mosaic 2" x 6.5"
8 1/4" x 11"

Trims



Bullnose
7 3/4" x 39 3/8"



Cove Base
6" x 12"