

 **NEMO**
NEMOTILE.COM

KREA



KREA




KREA




KREA COLORS


CERAMIC WALL TILE



ARCTIC MATTE




AECTIC




LULLABY




VANILLA




SIDEWALK



SAFARI



STORM



MIDNIGHT



DEEP SEA

RIPPLE



ARCTIC MATTE



ARCTIC



LULLABY



VANILLA



SIDEWALK



SAFARI



STORM



MIDNIGHT



DEEP SEA

* RIPPLE ONLY AVAILABLE IN 4X16

KREA



KREA

TECHNICAL FEATURES

Type	Ceramic
Stain Resistance	Resistant
Water Absorption	≥ 10 %
DCOF	N/A
Frost Resistant	N/A
Chemical Resistance	Resistant
Thickness	7.4 mm
Mohs Hardness	5
Shade Variation	V1


PACKING INFORMATION

FORMAT	THICKNESS MM	SQ.FT. PER BOX	WGT. OF BOX	PEICES IN BOX	BOXES ON PALLET	SQ.FT. PER PALLET	WGT. OF PALLET
4X16	7.44	8.39 SQ.FT.	23.15 LB.	20	70	161 SQ.FT.	1,670 LB.
3X6	7.44	4.2 SQ.FT.	11.93 LB.	34	140	161 SQ.FT.	1,720 LB.
1/4X8	7.44	N/A	2.16 LB.	70	124	292.8 SQ.FT.	318 LB.
1X6	7.4	N/A	2.20 LB.	25	168	204.5 SQ.FT.	420 LB.

SIZE



3" x 6"



4" X16"



1" x 6" Quarter Round



1/4"x8" Pencil



V1

Uniform Appearance
Differences among pieces from the same production run are minimal.



NEMO
NEMOTILE.COM

KREA