

9 Colors | 2 Sizes | 1 Finish

ACCESS POINT PORCELAIN


NEMO
TILE + STONE




CONCRETE ASH



CONCRETE SAND



TRAVERTINE DOVE



STATUARIO

NEMO
TILE + STONE

ACCESS POINT
CONCRETE + STONE LOOK PORCELAIN

V2 Variation | Unpolished Finish

ACCESS POINT

Get immediate access to great design with Access Point. Featuring some of today's most sought-after looks – including concrete, travertine, and white marble visuals – Access Point is perfect for price-conscious projects and those seeking made in the USA products. All Access Point tiles are calibrated in 12x24 sizes and are balanced with 2x2 mosaics and 4x24 bullnose pieces.



Travertine White



Travertine Sand



Travertine Dove



Travertine Ash



Concrete White




Concrete Sand



Concrete Dove



Concrete Ash



Statuario




Technical Information

Finish	Unpolished	Shade Variation	V2
Thickness	8.5 mm	Application	Interior Floor and Wall, Exterior Wall
Breaking Strength	>400 lbf	Bond Strength	>200 psi
Facial Dimension	+/- 0.15%	Range of Thickness	0.025"
Warpage	+/- 0.20%	Wedging	+/- 0.30%
Chemical Resistance	Unaffected	Frost Resistance	Resistant
Water Absorption	<0.50%	Scratch Hardness	7 MOHS
Grout Joint	3/16 in	DCOF	0.42-0.52

Sizes



12"x24"



12"x12" Mosaic



4"x24" Bullnose