


 **NEMO**

LIBRA



LIBRA



LIBRA



LIBRA

CERAMIC WALL TILE

COLORS




LIB201M
CAVIAR MATTE




LIB202M
OYSTER MATTE




LIB203M
MILK MATTE



LIB2015
COPPER SHINE

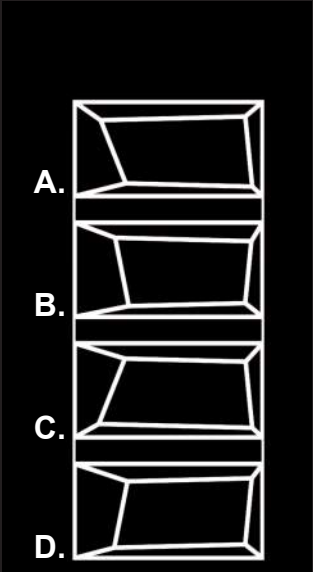
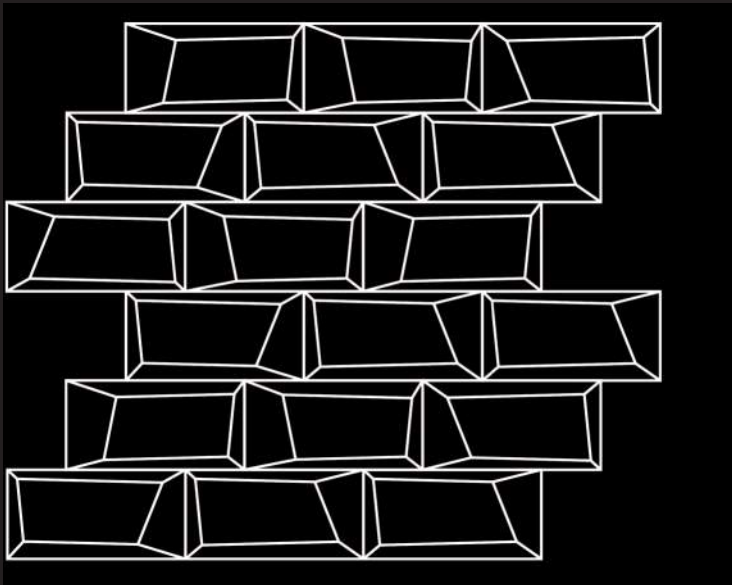


LIB2025
BRONZE SHINE



LIB2035
ALUMINUM SHINE

Every mesh-backed module of Libra consists of 18 bricks measuring 2"x4" (5x10 cm) each, assembled in rows offset by one third, with a gap of only 3 mm between them. The bricks present a variety of four geometric hues, perceived as eight when they are rotated. Each brick is assembled randomly in relation to the mesh to ensure that every single composition is unique.



FIELD TILE SIZES & FINISHES

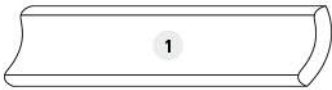
Nominal (in)	Actual (cm)	Thickness (in)	Finish
2"x4" on 12"x15" mesh sheet	5x10 cm on 30x37 cm mesh sheet	1/4"	Matte & Metallic

***Please contact sales representative for technical information**

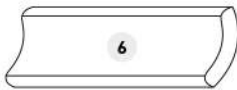
LIBRA

TRIM PIECES


CONCAVE CO LI L 2.5x10 cm / 1"x4"



CONCAVE SHORT COS LI C 2.5x5 cm / 1"x2"



SPECIAL CONCAVE SHORT COS L C 2.5x7.5 cm / 1"x3"




TERMINAL CONCAVE COS L T 2.5x7.5 cm / 1"x3"



CONVEX CA LI L 2.5x10 cm / 1"x4"



TERMINAL CONVEX CAS L T 2.5x7.5 cm / 1"x4"



SPECIAL CONVEX SHORT CAS L C 2.5x7.5 cm / 1"x3"




CONVEX GOOSE-FOOT SHAPED POL CA 2.5x2.5 cm / 1"x1"




CONVEX SHORT CA LI C 2.5x5 cm / 1"x2"



CONCAVE GOOSE-FOOT SHAPED POL CO 2.5x2.5 cm / 1"x1"

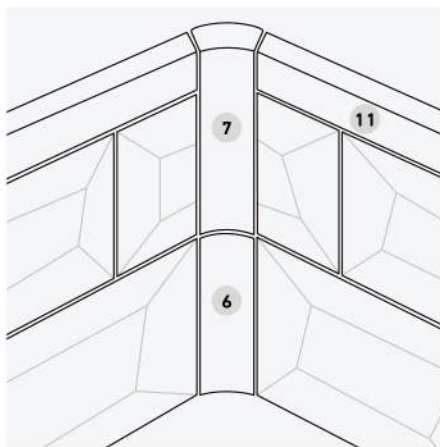
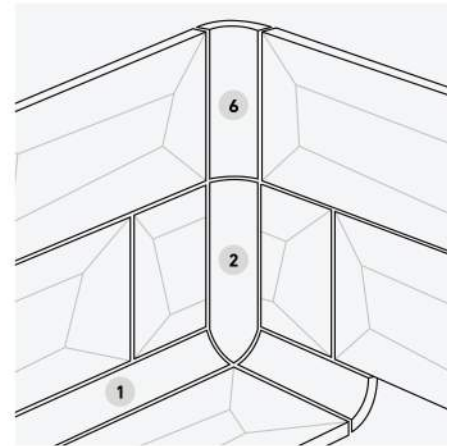
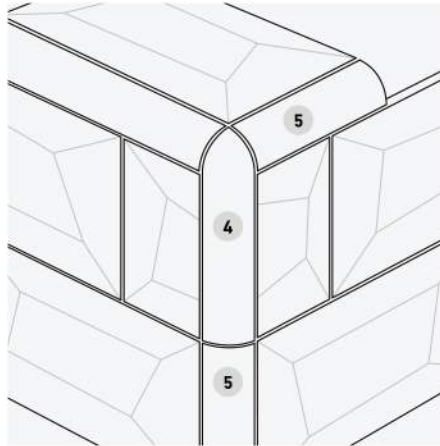
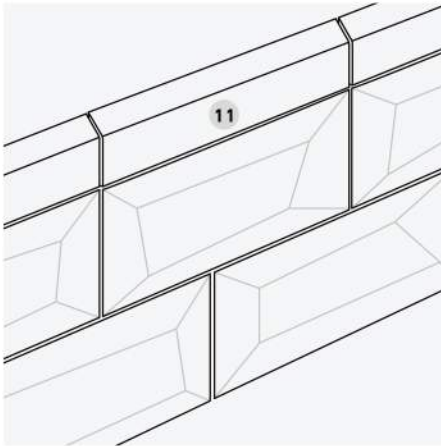
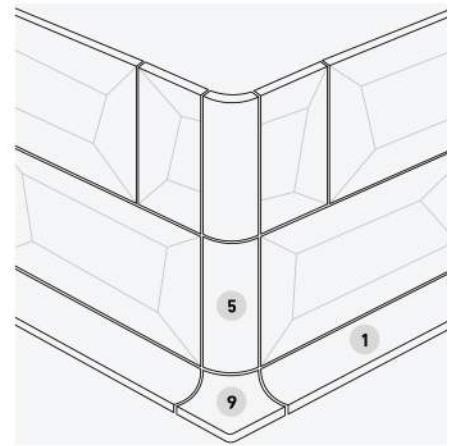
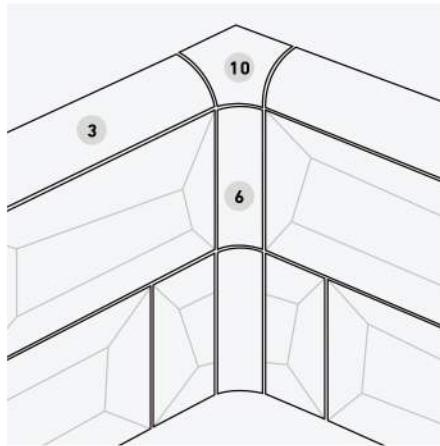


TERMINAL TILE TR LIB 2.5x10 cm / 1"x4"



LIBRA

TRIM APPLICATION



Jolly material working (45° angle) executed on request.

*The trim pieces of the Libbra range are produced in monocottura: their combination with those of monopressocottura is possible, however shade differences must be accepted.



 **NEMO**
NEMOTILE.COM

LIBRA